

Becoming a Cyber Savvy Parent

Chatting with Kids About Being Online

OnGuard Online

1

Your Presenters:

- Judy Bach, Assistant Principal, Vineyard Junior High
- Kristin Ledesma, Dean of Students, Vineyard Junior High

Why are we talking about this?

<https://www.facebook.com/931WZAK/videos/10153496457356605/>
<https://youtu.be/6jMhMVEjEQg>

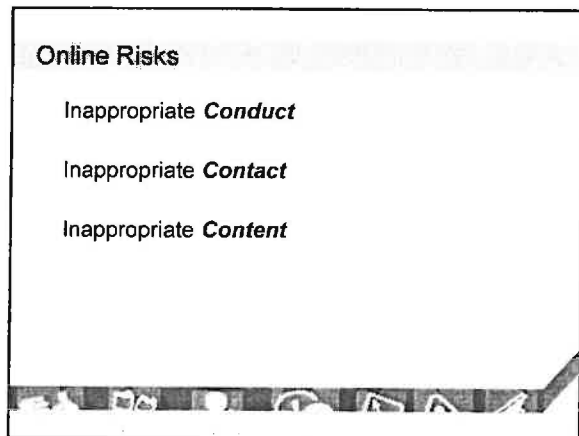





TEXTING ACRONYMS...

What We Do Online

- Socialize
- Share pictures and videos
- Build online profiles


Going online...

- Computers**
 - Chat rooms, Facebook, Instagram, Twitter, Skype/Facetime, Ask.fm, Snapchat, Kik, Gaming Sites, etc.
- Cell Phones**
 - Talk, message, pictures, videos, full internet access (see above), apps that hide pictures
- iPods, iPads, Gaming Consoles, Smart TV's....
 - Talk, text, message, full internet access.....




Talking with Kids

It's more about talking than technology.



Where to Start

- Start early
- Create an honest, open environment
- Initiate conversations




Where to Start

Communicate your values – and how they apply online

Be vigilant

Be aware

- Passwords
- Check accounts often
- Turn in time
- Check messages




Guidance for Different Ages

Young kids

- Close, hands-on supervision

Tweens



- Guided exploration



Guidance at Different Ages

Teens

- Independent, with mobile access
- Important messages:
 - Information credibility
 - Once it's posted, you can't take it back
 - Treat people the way you'd like to be treated


1. Would your grandma want to see that?

2. Do you really think that's private?

3. Would you say that to someone's face?

4. Is that your work to publish?

5. What if someone published a photo like that of you?



Five Relational Actions to Positively Influence Social and Emotional Development of Youth

1. Expressing Care
 - Showing the child you like and want the best for him or her
2. Challenging Growth
 - Helping the child continuously improve and stretch
3. Providing Support
 - Helping the child complete tasks and achieve goals

http://www.huffingtonpost.com/kant-petel/parents-arent-teachers-10_b_8262028.html

4. Sharing Power
 - Hearing the child's voice and letting him or her share in making decisions
5. Expanding Possibility
 - Broadening child's horizons and connecting him or her to new people and opportunities

The Power of Relationships

Character Strengths

Developmental Relationships

Demographics

www.searchinstitute.org/dff

http://www.huffingtonpost.com/kant-petel/parents-arent-teachers-10_b_8262028.html

Sexting Information

Statistics

Laws

- Taking the picture
- Distributing the picture


Photo Fate

<http://www.youtube.com/watch?v=kiGfpt2hjAE>

www.netsmartz.org/reallifestories/yourphotofate

**Headline from
The Daily Bulletin:**

**“Sexting’ probe leads to arrest
at Rancho, Etiwanda high
schools”**




Socializing Online

Socializing is socializing – online or off

Reminders:


- Online actions have real-world consequences
- Careful when posting – you can't take it back
 - College
 - Jobs
 - Future Friends
- Tell kids to trust their gut if they're suspicious
- Help kids understand what info should stay private



What is a Friend?

Best Friend
Friend
Acquaintance
Stranger

Kids cross boundaries online...they often assume relationship.




Cyberbullying

Harassment that happens online

Talk to your kids:

- Encourage them to tell you if an online message or image makes them feel threatened or hurt
- Tell your kids they can't hide behind what they post




Cyberbullying

If your kid has a problem with a bully,
don't react to the bully


- Encourage your kid to talk with you about what's up
- Save the evidence
- Block the bully online
- Have any bogus profiles taken down

Encourage your kid to help stop cyberbullying –
by not passing on other messages and telling the
bully to stop.



**Cyberbullying Video for Parents to
show Kids**

<http://www.upworthy.com/wow-a-super-simple-set-of-steps-to-stop-cyberbullying-from-happening-to-your-kid-5>



Mobile Phones

More and more kids go online from their phones

Develop cell phone rules: when and where they can use their phones

- Set an example by what you do

Use their manners on cell phones, too

- Treat people the way they'd like to be treated

Mobile Phones

Think about privacy and safety

- Photo- and video-sharing on the go

Filters on home computers don't apply on phones

- Talk to kids about using good sense when social networking on their phone

Mobile Phones

Choose the right options and features for your kid's phone

Find out about social mapping

- Is your kid's phone GPS-enabled?
- Talk to kids about using features only with friends they know and trust.


(** See iPhone contract by J.B. Hoffman)

For Today's Wifi Password:

1. Empty Dishwasher
2. Fold Laundry
3. Vacuum Downstairs
4. Take Out Trash

21st century parenting

An incentive to clean their rooms! ©



Being Cyber Savvy: What Else?

Other subjects:

- Social networking
- Cyberbullying
- Sexting
- Mobile applications
- Social mapping
- Protecting your computer

Net Cetera: Spread the Word!

Please pass it on:

- Clubs, teams, PTAs, school districts, classes...

Put a button or text on your website:

- OnGuardOnline.gov

Order more: <http://bulkorder.ftc.gov>

It's FREE (and available *en español*)

Cyber Tips for Parents

Live in Reality: texting, sexting, Kik, blogging, posting, etc. are things that your kids are probably involved with or at least exposed to

Become electronically savvy

Create family computer and cell phone rules, discuss an "open check" policy, sneaking to check your child's cell phone or history on the computer does not allow for building trust, if you pay for the services you have the right to check them anytime, but inform your kids

Cyber Tips for Parents

DO NOT allow computers in isolated areas

Implement Parental Controls

- Understand blocking filters and software
- Become informed on the services your provider offers

Have a time when all electronic media is turned off and a place where it is stored

Be available to listen and talk to your child about what is going on in their life. Empathize with your child when they share something they see as important.

Cyber Tips for Parents

If your child is the "kid in the middle," firmly but lovingly encourage him/her to take the "high road" and support the victim, or at least not take part in the aggression.

If bullying is happening online - document what happens, who is involved and if any actions were taken.

Never portray yourself as your child on electronic media or confront the bully yourself via electronic media.

Cyber Tips for Parents

Be Aware:

- Kids may create false identities
- Kids may use others' media

Consider your child's maturity level:

- It's OK to say "No" or "Not Yet" to social media
- Not every child uses social media

Being a Cyber Savvy Parent

Questions?
OnGuardOnline.gov

THANKS!

**OnGuard
Online?**

Additional Slides

(please copy them into the
body of the presentation,
after the slide about Teens)

43